



abode
coastal

New Luxury Vinyl Range

Abode Coastal



HYBRID PLANKS

Abode Coastal represents the latest in next generation flooring technology. Abode Coastal is a trouble free flooring solution that incorporates our proprietary Quantum Core Limestone 100% water proof structure, which is resistant to fluctuation of Australia's harsh climate. Able to withstand direct heat, extreme cold and with the lowest expansion rates. Abode Coastal is a perfect solution for our modern indoor/outdoor lifestyle.


Cleaning is a breeze with Abode Coastal, 100% waterproof moppable surface - dry or wet maintenance is perfectly acceptable, the choice is yours. Not only is Abode Coastal a high performance floor we have meticulously chosen our flooring designs to be 'true to nature.' Every plank is hand selected to give you the most beautiful colours and grain structures that combine to recreate the perfect timber floor.

UNPARRALLELED USABILITY

✓ YES	Water proof - moppable
✓ YES	Suitable in high temperatures
✓ YES	Suitable in cold temperatures
✓ YES	Suitable in direct sunlight
✓ YES	No gapping
✓ YES	Matching click stair nosing
✓ YES	High heels - High scratch/dent resistance
✓ YES	No need for internal expansion joints*
✓ YES	No underlay required
✓ YES	No glue required
✓ YES	Commercial wear rated
✓ YES	True to life designs / VOC Free

* No internal expansion required for rooms up to 20 x 20m.






Barcelona




Byron Bay Spotted Gum




Havana



Margaret River Spotted Gum




Campari



Crescent Head Blackbutt



Messina



Sardinia





ACOUSTIC BACKING

Adobe Coastal represents the latest in next generation flooring technology. Every plank has a pre-adhered underlay for improved acoustics and underfoot comfort.



LIMESTONE / PVC COMPOSITE CORE

Abode Coastal Rigid Plank has a Limestone/PVC Composite core which provides outstanding impact resistance and durability. This unique formula enhances Abode Coastal in rigid strength under all temperatures whilst providing minimal expansion and contraction.

SUITABLE ROOM TYPES



SPECIFICATIONS

Plank size:	1,520mm x 228mm	Slip resistance:	P3
Thickness:	6.0mm	Guarantee:	Lifetime Residential Wear
Wear layer:	0.5mm	Pieces per carton:	5
Surface:	Polyurethane	Area per carton:	1.733m ²






DECORATIVE PAPER / WEAR LAYER

A hardwearing surface with high impact resistance, available in a variety of ten natural colours to choose from.

LIMESTONE / PVC COMPOSITE CORE

Abode Coastal Rigid Plank has a Limestone/ PVC Composite core which provides outstanding impact resistance and durability. This unique formula enhances Abode Coastal in rigid strength under all temperatures whilst providing minimal expansion and contraction.

Multiple Layers of Next Generation Technology



ACOUSTIC BACKING

Every plank has a pre-adhered underlay for improved acoustics and underfoot comfort.

CLICK SYSTEM

Easy to assemble high strength click system.











manufactured by



Proline
floors

www.prolinefloors.com.au

only available at



Choices
Flooring

The floor you've been searching for